

Suditi Global Academy, Mainpuri
Syllabus for Annual Examination (2023-24)
Class-Nursery (Angel 🧚)

English Written ✍️ 📄 ✍️ -

- ➔ Write the capital letters A to Z.
- ➔ write the small letters a to Z.
- ➔ Fill the missing letter from small letters.
- ➔ Write the capital letters in the alphabetical order.
- ➔ Match the capital with small letter.
- ➔ Circle ○ the odd one out from each set of letters given
- ➔ Cross ✕ the letters that is same as the one shown.
- ➔ Circle ○ the beginning letter sound of the given picture.
- ➔ See the picture and write the first letter.

Learning objectives ✅ -

- Developing and eye coordination through activities like drawing colouring encouraging imaginative play and creative expression.
- Introducing basic concepts such as colours and letters recognize and identify individual letters of the alphabet encourage creative writing and drawing children to recognize and express their letters in a healthy way 😊.
- Understanding, Applying, Memorizing, Analyzing.
- Identify and recognize capital letters.
- Match uppercase and lowercase letters to strengthen letter recognition.
- Learn the correct way to write each letter, practicing proper sequence.
- Understand the order of letters in the alphabet.



English Oral 📄 🗣️ 🗣️ -

- ➔ Learn the alphabets A to Z.
- ➔ Identity the small letters a to z.
- ➔ Learn the Rhymes- Jingle bells 🛎️ , hickory dickory dock 🧚 with action.

Learning objectives ✅ -

- Develop the ability to listen attentively to stories and instructions improve spoken language conversations .
- Develop the ability to express feelings and emotions improve the ability to understand and follow directions recite nursery rhymes and sing songs to enhance oral skills 😊.
- Develop an understanding of the sounds within words through rhyming patterns.
- Develop attentive listening skills by following the rhythm and melody of rhymes.
- Inspire creativity and imagination by exploring the playful language and themes in rhymes.





Hindi Written -

- अ से ज तक वर्णमाला लिखिए ।
- खाली जगह भरिए ।
- चित्र देखकर प्रथम अक्षर लिखिए ।
- अक्षर देखकर सही चित्र से मिलान करिए ।
- समान अक्षर देखकर मिलान करिए ।
- अक्षरों को सही क्रम में लिखिए।
- चित्र देखकर सही अक्षर पर गोला  बनाइए।
- समान अक्षर देखकर गोला  बनाइए।

Learning objectives -

- अक्षरों को देखकर चित्रों को पहचानना।
- अक्षरों को लिखने का अभ्यास ।
- अक्षरों की लिखावट और सरल आकृतियों को बनाना सीखा
- आवाज़ का प्रयोग कर के वर्णमाला का उच्चारण बच्चों को खेलने तथा मनोरंजन के लिए प्रोत्साहित किया !
- स्वर और व्यंजन को पहचानने के लिए वर्णों को सीखा।
- सही रूप से हर वर्ण को लिखने का तरीका सीखे ।
- वर्णमाला के वर्णों को क्रम में लिखना सीखे।






Hindi Oral -

- अ से ज तक वर्णमाला याद करिए ।
- कविता - काले बादल    , चंदा मामा  .


Learning objectives -

- नर्सरी कविताएँ और गाने गाकर भाषा कौशल को सीखे ।
- वर्णमाला के वर्णों को सही क्रम में सुनकर सीखे ।
- वर्णमाला के सभी वर्णों को पहचानना सीखे ।
- वर्णमाला के वर्णों को देखकर चित्रों को पहचानना सीखे ।




Maths Written -

- Write the counting 1 to 50.
- Fill the missing number .
- Match the same number .
- Circle  the odd number of set in each group.
- Count the pictures and write the correct number .  Circle  the biggest object in each row.
- Write the given number in their correct  order.
- Count the shapes and match the correct  number.

Learning objectives -

- Recognize and identify numbers, learn to count objects.
- Understand and practice the sequence of numbers begin to recognize and create simple patterns.
- Recognize and name common shapes such as circle  , triangle, square , rectangle , match objects based on similarities.
- Learn to identify and recognize individual numbers accurately.
- Learn the proper way to write each number.
- Recognize and extend simple number patterns to enhance logical thinking.

Maths Oral -

- Learn counting 1 to 50 .
- Identify numbers from 1 to 50 .
- Identify the shapes    .
- Numbers name 1 to 10.

Learning objectives -

- counting objects, numbers or actions aloud from 1 to 50 .
- learning to say number names correctly, learning and reciting number rhymes or songs .
- Identifying and discussing shapes and their characteristics recognize and describing simple patterns orally.
- Understand and recite the correct order of number names, both forwards and backwards.
- Develop the ability to identify and recognize individual numbers accurately.

G. k Oral 📄 ✍️ 🙋 🙋 -

- Self introduction 🧑.
- Days name
- Months name .
- Body parts name 👁️ 🍷 🧠 .
- Sense organs 🗑️ 👁️ .
- Helpers name 🧑 📖 🧑.
- Good habits ☐ 🦷 .
- family 👨 👩 members name.
- indoor 🎲 and outdoor 🏀 games name.
- Emotions.
- Indian states and their capitals name.

Learning objectives ✅ -

- Recognize and respond to one's own name when called learn to share one's name when asked by peers or adults.
- Begin to understand and use basic greetings like "hello," "hi," and "goodbye."
- Develop the ability to make brief eye contact when meeting someone.
- Practice saying "please" and "thank you" in appropriate situations.
- Learn to say their own name when meeting new people.start recognizing and naming basic emotions in themselves and others recognizing and reciting the months of the year.
- Learn to recognize and differentiate between various indoor and outdoor games.
- Understand the distinction between games that involve physical activity indoors versus those that take place outdoors.
- Memorize the names of Indian states and their capitals to improvement recall and retention.
- Develop the ability to recognize and match each Indian state with its respective capital.

🙋 🧑 🙋 **Best of luck** 🙋 🧑 🧑